

## Enterprise

### Description

Enwage for Enterprise

# Futuristic Solutions for Big Enterprise

Big goals need powerful solutions. Enwage is built to simplify, automate, and elevate your enterprise's HR processes, so you can focus on what truly drives success.Overview

## All-in-One Solutions for Enterprises: Built for Lasting Growth

Managing an enterprise comes with its challenges, but Enwage makes it easier. Our tailored HCM software covers every aspect of your business operations—from payroll to performance tracking—helping you run smoother and smarter.

- Payroll
- Onboarding
- Timekeeping
- Performance
- Benefits
- Compliance
- Recruitment
- Analytics
- Training
- Employee Self-Service



50+integrations with your favourite apps

- 50+integrations with your favourite apps



Features

Customization and Flexibility: Built Around Your Needs

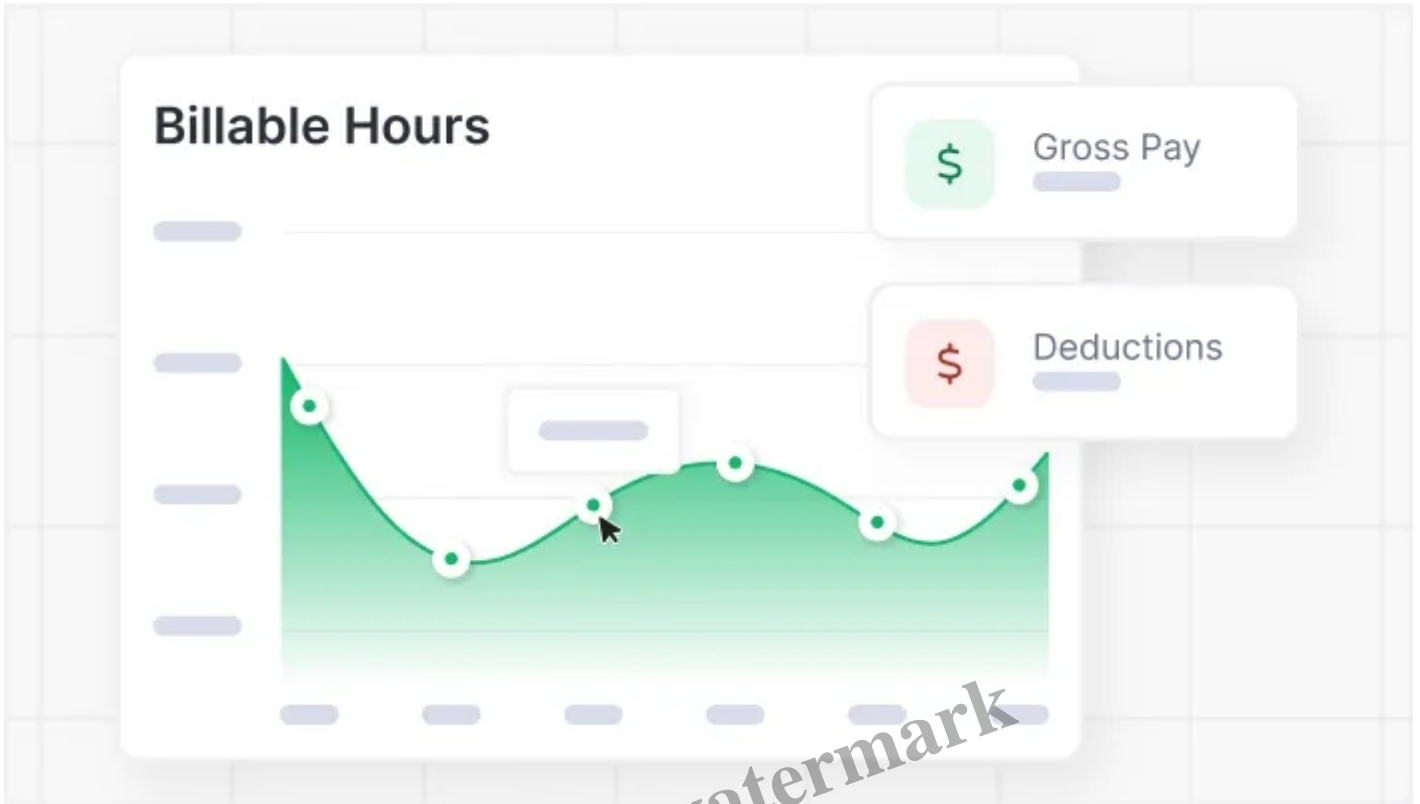
We understand that no two enterprises are the same. Enwage is fully customizable, giving you control

over the features that matter most to your organization.




#### Custom Workflows

Create workflows that fit your unique processes. From recruitment to onboarding, payroll beyond, customize every element to mirror your organizational needs.



### Real-Time Insights

Get up-to-the-minute analytics and reports tailored to your KPIs. With Enwage's customizable dashboards, you can make informed decisions enabling growth.



### Flexible Integration

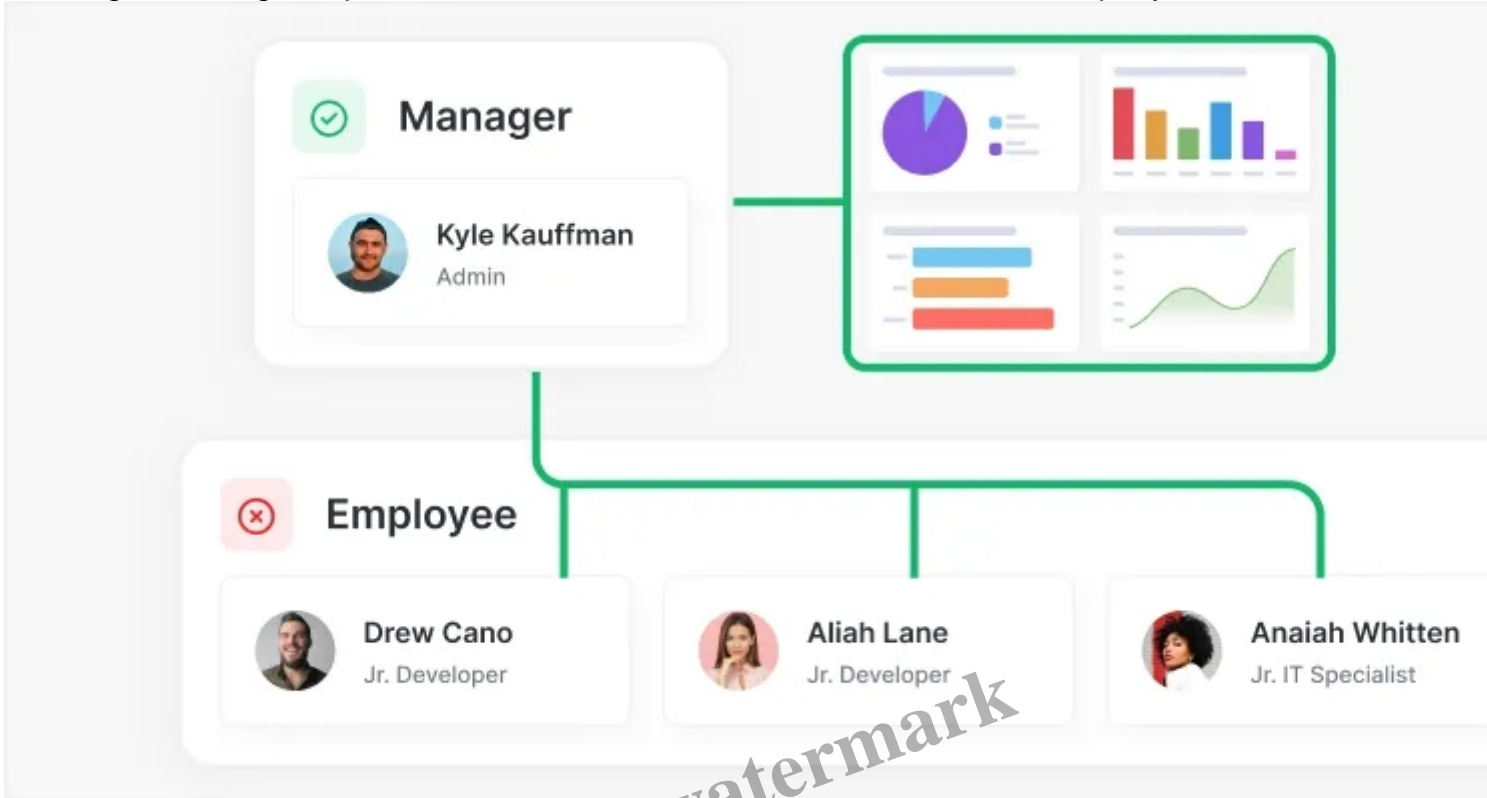
Seamlessly integrate with the tools, whether it's ERP, CRM, or any other essential business system. Our platform plays well with others, ensuring zero disruptions to your workflow.

### Strategy

## Go From Supporting Role To Strategic Partner

Report on the trends that matter most and customise programmes to address your business's unique

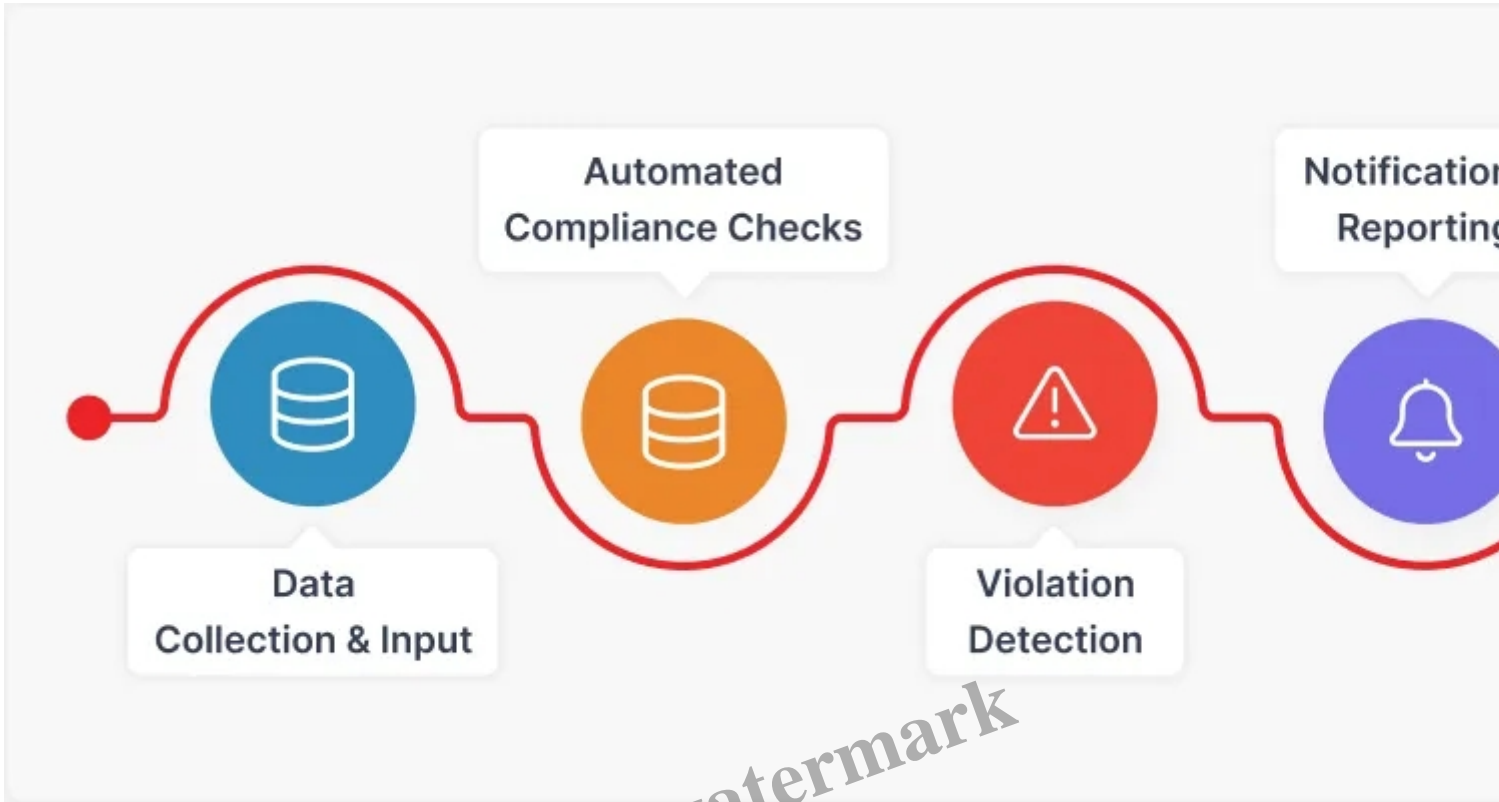
challenges. Enwage empowers HR leaders to deliver more value to their company.



Self Serve

Fully Customized Solutions

Customize features that align with your business goals.



Configurability

Dedicated Support Team

Our team is with you every step of the way to ensure success.

What to Expect

## Advanced Features for Enterprises: Desired Control and Insights

Enwage offers unparalleled control and insight, giving large enterprises the ability to thrive in a complex business environment.

Comprehensive Reporting

Dive deep into your organization's performance with advanced analytics and customizable reports, helping you spot trends, monitor employee engagement, and forecast growth.

Learn more

Seamless Collaboration Tools

Foster collaboration across teams and departments with integrated communication and task

management tools. Keep projects moving forward efficiently.

[Learn more](#)

### Performance Management

Manage performance reviews, goals, and feedback effortlessly, no matter how large your organization. Drive employee development and retention with data-backed insights.

[Learn more](#)

### What Sets Us Apart

## The Benefits of Enwage for Large Enterprises

Elevate your enterprise with an HCM that delivers more than the basics. From streamlined operations to employee empowerment, Enwage brings unmatched sophistication.

### Efficiency at Scale

With automation taking care of repetitive tasks like payroll and timekeeping, your HR teams can focus on strategic initiatives, driving innovation and improving workplace culture.

[Learn More](#)

### Enhanced Employee Experience

Empower your workforce with an intuitive self-service portal, enabling employees to manage their own data, access benefits, and track performance—all in one place.

[Learn More](#)

### Compliance with Confidence

Staying compliant is easy with Enwage. Our platform keeps track of local, national, and global regulations, ensuring your enterprise remains in full compliance without the headache.

[Learn More](#)



## Advanced Security

With enterprise-grade security protocols, Enwage ensures your data is protected. From encryption to role-based access control, we safeguard your most critical information.

[Learn More](#)

## Work Smart, Not Hard – with Enwage!

Let Enwage take the hassle out of HR, payroll, and compliance. We simplify the tough stuff so you can focus on what matters most.

[See Enwage](#)

## Frequently asked questions

Find the answers to some of the common questions.

How does Enwage cater to the unique needs of large enterprises?

Enwage is designed with scalability in mind. Our platform can handle complex organizational structures, diverse payroll needs, and compliance across multiple regions, making it a perfect fit for large enterprises.

Can Enwage be customized to fit our enterprise's specific processes?

Absolutely! Enwage offers robust customization options, allowing you to tailor workflows, approval processes, and reports to match your enterprise's unique needs and preferences.

How does Enwage help with workforce management across multiple locations?

Enwage's centralized dashboard makes managing employees across different locations seamless. With tools for time tracking, payroll, and performance management, you can monitor and optimize your workforce from anywhere.

What compliance features does Enwage offer for enterprises operating internationally?

Enwage is equipped with compliance tools that keep you up to date with local labor laws and regulations, regardless of the country or region you're operating in. Automated updates ensure you stay compliant effortlessly.

Can Enwage integrate with our existing enterprise systems?

Yes, Enwage is built with flexibility in mind. It integrates easily with other enterprise software, such as ERP and accounting systems, allowing you to streamline your operations without disrupting your

current workflows.

Enwage is designed with scalability in mind. Our platform can handle complex organizational structures, diverse payroll needs, and compliance across multiple regions, making it a perfect fit for large enterprises. Absolutely! Enwage offers robust customization options, allowing you to tailor workflows, approval processes, and reports to match your enterprise's unique needs and preferences. Enwage's centralized dashboard makes managing employees across different locations seamless. With tools for time tracking, payroll, and performance management, you can monitor and optimize your workforce from anywhere. Enwage is equipped with compliance tools that keep you up to date with local labor laws and regulations, regardless of the country or region you're operating in. Automated updates ensure you stay compliant effortlessly. Yes, Enwage is built with flexibility in mind. It integrates easily with other enterprise software, such as ERP and accounting systems, allowing you to streamline your operations without disrupting your current workflows.

Need Help? We're Here to Help!

Our support team is just a message away. Whether you have questions or need assistance, we're here to ensure your Enwage experience is smooth and hassle-free.

Contact Support Team

**Date Created**

September 25, 2024

**Author**

admin\_enwage\_add

default watermark